

Welcome to 5th Grade!

READ



be kind.

you are amazing remember that



MISTAKES ARE PROOF THAT YOU ARE TRYING



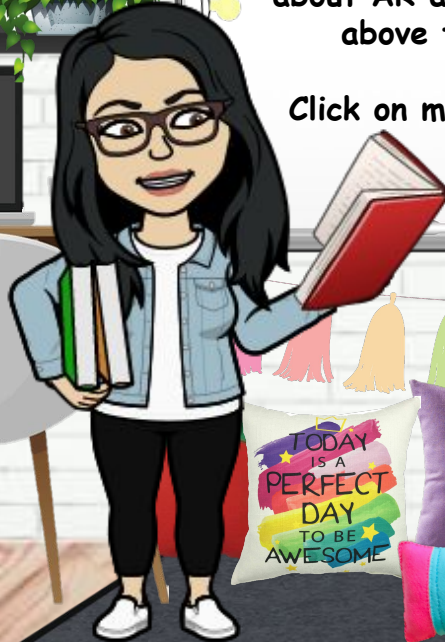
Click the icons on the bookshelf to go to some of our most used websites!

Click on the books on the carpet to learn about AR and the building expectations above the board for our rules!

Click on me to learn a bit about your teacher!



"If you don't like to read, you haven't found the right book yet."





Please scan and sign in ONLY if you did not do so during our group presentation!



A bit about me...

I am SO excited to be your child's teacher! I know this year is going to be amazing and we are going to make the most of it! This year will be my sixth year teaching, but I like to say I've been teaching since I was 4! I graduated from FIU with my bachelor's in Elementary Education. I have been working at Ben Gamla since I started college, so this will be my ninth year working here. I also went to school here when I was in middle school.

I absolutely love to read, especially *Harry Potter* (I'm a Gryffindor) and other fantasy. I am also a huge Disney fan, especially of the princesses and Hades, naturally Belle is my favorite since she reads as much as I do.

Teaching is my passion and I am so happy to be able to share that with you. I hope to have an amazing year together helping support your children!



Favorites

- **Color:** Purple
- **Birthday:** March 5th
- **Books:** *The Invisible Life of Addie LaRue*
- **Snack:** anything cheese flavored/almonds
- **Candy:** Chocolate (with caramel and/or nuts)
- **Drink:** Iced Coffee or Sweet Tea
- **Stores:** Barnes & Noble and HomeGoods
- **Season:** Fall and Winter (can't choose between them! I just love wearing scarves & jackets!)
- **Movie:** *Remember the Titans*
- **Musician:** Panic! At the Disco (seen them 4 times in concert and I've met them!), Morgan Wallen, and Movements
- **Activities:** Reading, watching movies, listening to music (going to concerts), baking and cooking, and spending time with my family!

Schedule

Specials Schedule

Mrs. Merel's Homeroom	Ms. Durso's Homeroom
8:00 - 10:10: ELA/SS	8:00 - 9:00: Science
10:10 - 10:20: Pack & Switch	9:00 - 9:10: Pack & Switch
10:20 - 11:20: Science	9:10 - 10:10: Math
11:20 - 11:30: Pack & Switch	10:10 - 10:20: Pack & Switch
11:30 - 12:30: Math	10:20 - 12:30: ELA/SS
12:30 - 1:10: Lunch/Recess	12:30 - 1:10: Lunch/Recess
1:10 - 1:25: Pack & Switch	1:10 - 1:25: Pack & Switch
1:25 - 2:10: Specials	1:25 - 2:10: Specials

Mrs. Merel's Homeroom	Ms. Durso's Homeroom
Monday: Art	Monday: Hebrew
Tuesday and Wednesday: Hebrew	Tuesday: PE
Thursday and Friday: PE	Wednesday: Art
	Thursday: PE
	Friday: Hebrew



Classroom Expectations

In our classroom, there will be expectations of you while we are learning.

- We are respectful, responsible, and safe at all times. These are our building expectations.
- Give your full attention to the speaker.
 - This may be your teacher or another student.
- All deadlines are final.
 - Please make sure you keep up with due dates!
 - Reminders are on our Weebly, and I will be sure to remind you in class.
- I have 24 hours to respond to emails!
 - Questions that need immediate answers should be asked in class!
 - Please do not have your parent email me with questions you should be asking in class!
- You should be ready with all materials before class starts!
 - Make sure to use the restroom
- Drinks and snacks are allowed during class.
 - Be neat! Clean up after yourself!





Behavior

We will have a good time in class if you stick to our class expectations and behave appropriately.

- My behavior chart allows you to earn tickets and other rewards for exceptional behavior
- Alternatively, you can lose tickets and privileges for misbehaviors
- Talking while I am teaching is the #1 way to move a magnet down
- There are no arguments if you are asked to move your magnet down
 - Further delaying instruction will cause you to move your magnet further down
- You can shop in my treasure box at the end of the week with the tickets you have earned from any teachers (not PE).
 - You may not shop if you are receiving an incident that day
 - You may not shop if you have gotten a referral that week
- Our class can earn compliments as a whole group
 - The compliments have to come from other teachers/staff or myself
 - Proper procedure during drills are a great way to earn compliments
 - It must be the whole class
 - We will have a class reward (rewards vary) once you reach 5 compliments

Supplies

Each day, you should have your supplies ready **BEFORE** class begins.

You need:

1. Reading notebook
2. Writing notebook
3. Morning Work/Classwork Folder
4. pencils/pens/highlighters/glue/scissors
5. Headphones
6. Agenda with Password Keeper
7. A book (I have plenty in my library to pick from!
There is no excuse for not having a book daily!)

Items 1-3
will be kept in
your desk
most days





How to contact me

During class:

1. If you have a question that can help others or you are confused, raise your hand and wait until you are called on to ask your question.
 - a. Do NOT call out
2. If you have a private question (a question that is specific to you), ask me before class, after class, or during independent work time.

After class:

1. If you are confused about an assignment that has a due date far away, email me or ask me in class the next day.

About grades:

1. Email me! hmerel@bengamlacharter.org
 - a. You can also ask me in class, before class, or during morning work time!

Late Work Policy

Late work is only accepted up if it is 7 days old or less!

- The following items do not get extensions:
 - In class projects/Project participation grades
 - ARs/Reading for AR participation grade
 - Brain checks for participation grade
 - Extended assignments (that students are given a week or more to complete)
- You are responsible for keeping up with classwork, Reading for ARs, and any due dates.
- Check Pinnacle to see what work you are missing
 - Anything that say "7 Days Past Due" or less may be made up for partial credit
 - Anything more than 7 days past due, stays a 0%
 - You must tell me when you complete digital assignments past the due date
 - Paper assignments will be in the Absent Bin
 - Sometimes I will extend how late I will accept assignments, and you will be notified if this is the case.



Classwork (I don't give Homework)

i-Ready Expectations

- Students will be expected to PASS 1 lesson weekly for morning work
- Any lessons not completed will be recorded as a 0% unless made up
 - Students must inform me that extra lessons were completed to make up any missing grades
 - You will only have 7 days to make up assignments
 - Any made up lessons will be for partial credit
- Lessons will be checked for Monday- Friday weekly

IXL Expectations

- Students will be expected to complete weekly IXLs for morning work, classwork, in centers, or any combo.
- Any lessons not complete will be recorded as a 0% unless made up
 - Students must inform me of any IXLs you have made up
 - I do not go back and check unless you tell me!
 - You will have 7 days to make them up
 - Any made up lessons will be for partial credit
- IXLs will be graded out of 100% (whatever your Smart Score is)
 - If you stop at 82, you get an 82%
 - This does not apply to students with accommodations



****If you do not put your name on your work, you will lose 10% once you claim it!**

****Starting 2nd quarter, work without a name goes in the garbage!**

Test/Projects

Tests

- Tests will be completed in class and you will be notified ahead of time about them.
 - Reminders will be sent in the weekly email to parents, posted on our website, and on the board/morning work board.
 - Reading tests will all be open-note.
 - Writing will begin open-note and will progress to closed-note starting after Winter Break.

Projects

- All projects will be in-class projects.
 - You will not need to bring supplies from home
 - If you do, that will not earn you extra points or credit.
 - Materials needed will all be supplied in class.
 - Some projects will be completed in groups and some will be completed independently
 - Groups may not always be the student's choice.
 - Projects will count for a large portion of your grade.
 - Some quarters, there will only be one project; this means it is important to take your time and do well on it.
 - Your teacher will be there to support you during projects!



Accelerated Reader Expectations

We will be reading books both as a class and individually. For both these cases, you will be taking an AR on the books. Here are some of the expectations when it comes to choosing a book and taking the AR:

1. The book MUST be on your AR level!

- You must read on your grade level.
 - i. After taking our diagnostic, I will discuss grade levels with students.
- You may read books below level for fun or for extra AR points but they will not count towards quiz grades!

2. ARs are assigned monthly (2 books per month usually) and are due at the end of the month.

Due dates and times are final.

- If a book is worth 10 points or more, only one book needs to be read that month
- If a month requires only 1 book, it must be a chapter book.
- Picture books are not allowed for Ms. Durso's Homeroom.

3. You may always take more than the ARs required if you are not happy with your score(s).

4. If I assign an AR based on our class novel, it does NOT count towards your monthly AR quizzes.

5. Do not wait until the end of the month to start reading! You should be reading for at least 30 minutes each day! Reading daily is very important!

6. AR quizzes may only be taken in class and must be completed independently!





Class Wishlist!




I am happy to accept Amazon gift cards to purchase the items myself!

Any Questions?



Routines and Procedures





Restroom Procedures

- Do NOT ask me to use the restroom or get water!
 - This is the only “bad” questions you could ever ask me
 - My answer will almost always be yes
- You should not be leaving my class more than twice once I close the door (except for real emergencies)
 - If you feel like you're going to be sick, go to a garbage can as quickly as possible or just leave for the bathroom - I will understand once you explain
- I highly suggest taking your water with you and filling it up when you use the restroom
- Restroom Procedure for my class:
 - Turn on the Girls or Boys light on the board (Hall light is if I send you out of the room or you are called by Admin)
 - Sign out on the sheet by the door
 - Sanitize when you return
 - Sign back in when you return
 - Turn off the light and return to your work
- Only one boy and one girl may leave the room at a time for bathroom/water



Restroom Procedures Continued

- There are appropriate and inappropriate times to use the restroom
 - Emergencies do not count as inappropriate

Appropriate:	Inappropriate:
<ul style="list-style-type: none">● Before I close the door for class● During Morning Work● During Classwork, Group Work, or Centers● During a Quiz/Test● If you finish a task or assignment early● When you actually need to go - not just to "get out of class"● When we are switching classes	<ul style="list-style-type: none">● When I am giving instructions for a test or quiz, assignment, activity, or project.● When I am teaching unless it is really an emergency● During a timed activity or a SCOOT activity● During a drill



Staying Safe in School - Drills

- Fire, Lockdown, and Emergency Weather Drills are very serious
- We must always drop to a Level 0 when announcements are made
- There is absolutely no tolerance for foolish behavior during drills

Fire Drill

- When the alarm goes off, you are at a Level 0 waiting for our codeword
 - If you do not hear the code word, we go into a Lockdown
- Once you hear the codeword, you get up silently and quickly and make your way out of the classroom to the back stairwell
 - If we are practicing secondary routes, you go out the main stairwell
- You are silent, moving quickly without running, and walking side by side with someone in the stairwell
- Silently line up with our class on the basketball court
- Silently return to class
- This is the perfect time to earn class compliments

Lockdown

- When you hear the announcement, you close any devices and move quickly and silently to the front of the classroom as close to my desk and the board as possible
- Absolutely NO TALKING, giggling, sniffing, clearing of throats
- If you're out of the room, lock yourself into a bathroom (staff or student) and get on the toilet
- Wait for codeword to come out of Lockdown mode

Emergency Weather: silently lined up in allway away from windows and cover the back of your neck



Showing Respect in the Classroom

This is one of our building expectations

- We are respectful towards all teachers, staff, and students
 - You will not like all of your teachers or your peers, you are still respectful towards them
 - Do not purposely annoy peers
 - Bullying is not tolerated
- When I ask for your attention, it should be given right away
 - When you hear the bell(s), I clap, or attempt to get your attention in any way, you:
 - Stop what you are doing
 - Look at the teacher
 - Stop talking
- You should treat all teachers/adults with the same respect (Specials, subs, support staff)
- When you given a consequence, you do what is asked of you
 - If you are asked to move your magnet down, do so without argument
 - You may always speak with me at a later time about a situation, but we will not delay class further
- Remember to say 'please' and 'thank you'
- Remember that things are not always equal, but that does not mean they are not fair... there is a big difference!



Hallway and Early Morning Expectations

- If I have a morning meeting, my door will be closed.
 - You will have to sit in the hallway outside our classroom until I open the door
 - Do not knock or ring the doorbell
 - Take out a book or homework, missing work, or notes to study **SILENTLY**
 - There will not be chaos in the hallway
-
- Most days, my door will be open for you to come in and get settled right away
 - During this time, you should be very quiet and I should be able to hear my music
 - If you need to talk, it is at a whisper
 - There will be a presentation on the board with all instructions for my morning routine and the morning work you need to complete
 - Once you complete my morning work, the last instruction will be to read or work on anything for another class
 - You may always work on assignments for another class if you have finished all of my work and are caught up on your ARs
 - This is also a good time to talk to me or any of your teachers about work if you need to
 - I expect mornings to be calm, quiet, and relaxing



Active Learner

What does it mean to be an active learner?

An active learner is someone who:

- Gives their full attention to the speaker
- Is always ready to answer questions
 - This does not mean that your answer always has to be right; just that you were focused
- Follows directions the first time
- Always gives their best effort the first time
 - Treat all assignments as if they are the most important one you have been given



Supplies

Student Center is located next to the library

All of the supplies you can see are for you to use

- Do NOT go into my grey cubbies unless you have been given permission

Sharpening Pencils:

- You do not need to ask to sharpen pencils
- The only time you may not sharpen is when I am speaking to the class (during drills, state testing, or presentations from peers)
- If you need to sharpen while I am teaching, walk over to the sharpener, keep your attention on me, and wait until I tell or signal for you to sharpen.

Communal Supplies:

- All of these items have black tape wrapped around them to let you know that they are to be returned
 - If you ever find an item in your pouch or desk that has the tape, return it
 - I will never be upset to have the supplies back and there is no consequence
- Any supplies that do not have tape (glue sticks, erasers, etc.) are things you can take and keep
- I will give you all supplies at the start of the year, if yours runs out, or you need a new one, ask!



Pencil Parking

This is more about responsibility than anything else

You will always have a pencil for my class in your Pencil Parking spot

- **All pencils will have my tape on them, your class period, and your number**
- **It is your responsibility to ensure that your pencil is returned at the end of class**
- **You may only use your pencil!**
 - **If you are caught using another student's pencil, you will earn a consequence**
- **If you lose your pencil, you make sure to put one of your own in your spot**
 - **Colored pencils, pens, markers, etc. do not count**
 - **Only wood pencils count!**
 - **You can buy one from the treasure box if needed**
 - **Feel free to look around the classroom for ones on the floor at the end of class**
- **If your pencil is too small to use, ask me for a new one; no consequences for using your pencil responsibly!!**
- **If you do not have a pencil in your pencil parking, I will not give you one for my class or another**
 - **If you run out of pencils for your own pencil pouch and there is one in your pencil parking, I will happily give you more**
- **If another student gives you a pencil to replace your pencil parking, they will earn a consequence**
 - **They are not helping you be responsible**



Checking Out Books

You MUST ALWAYS have a book with you in school!

All books that are taken out of my library **MUST** be checked out!

- This is not an option - it is the only way I can keep track of the books to make sure I do not lose any.
- Even if it is staying in your desk, it **MUST** be checked out!
- Even if it is just a picture book, it **MUST** be check out!
- You may only check out one book at a time!
 - You can take home any book once it is checked out -for as long as you need it
 - I will periodically check to see if everyone is still reading what is checked out
- Lost or damaged books must be replaced by you/your family
 - Books with minor wear or damage are fine (I expect books to look like they have been well-loved)

To check out/return a book:

- Log in to Classroom Booksource using the class login (on the AR board by the class library)
- Find your name from the student list
- Search for the book you picked out or browse the library to find a book
- Select checkout
- Once done, login and find your name again
- Now select return and the book that you have check out should be there
- Rate the book and return it to the proper bin in the library





Centers

We usually do Centers each week; they take two days to complete.

- You will be assigned a centers group (we will practice with random groups)
 - There is no discussion; this is your group
 - I will shuffle groups around mid-year if things change
- You may work only with the people in your group
 - If you are talking to friends in another group, moving to another group, or in any other way distracting them, you will earn a consequence
 - This is not social time; it is classwork time and you should be productive
- When transitioning between Centers, you are at a Level 0
- Centers are almost always group work; I expect to hear you collaborating!!
 - At an appropriate voice level of course
- If the class does not follow procedures and meet my expectations, you will complete Centers silently and independently at your desk



Centers Dos and Don'ts

Do

- Work only in your group and on the task you were assigned
- Ask for help from your group (as long as the activity is not an independent one)
- Ask someone from another group for directions if your group doesn't know
- Come to me if you have an emergency (bleeding, going to be sick, need medical attention in some way)
- Read a book if you finish your activity early
- Use the restroom if needed

Don't

- Distract other groups or try to work with friends from other groups
- Distract your group from working
- Refuse to work with the people in your group
- Exclude someone in your group from working with everyone
- Ask someone at the teacher center for help
- Interrupt me for issues within the group
- Ask me questions if I am working with a group
- Wander around the room or leave your group even if you are done



Snack, Lunch, and Recess

You may eat snack at any time during my class if the following expectations are met. If the class proves they cannot meet expectations, you will all lose snack privileges.

- Do not eat on the carpet
- You must be working while you eat (your work comes first)
- Clean up after yourself: no food or wrappers should be found in the desks or on the floor

We eat lunch outside unless it is raining

- Make sure to bring your water bottle
- Use the restroom before we cross the street
- No jackets outside unless it is actually cold!

Recess and lunch are combined

- You may play once you have finished eating
- The first 15 minutes that we are outside are for eating only
- If your ball goes out of the gates, we get it at the end of recess
 - The teachers are eating lunch too and we will not get up to constantly chase equipment
- If you have to serve time for consequences at recess, it is your job to remember to sit out



Kahoot/Blooket

The point of these is to both learn and have fun! If we do not meet expectations, I will end the game.

- 3 strikes and I will end the game
- There must be an appropriate volume in the room
 - Remember that there are other classes near us working
 - No yelling or screaming
- During a Kahoot, I will go over the answer unless everyone got it right
- During Blookets, do not share answers
- Only 1st, 2nd, and 3rd place get prizes



Absences

If you are absent, it is your responsibility to follow up on what you missed

- You may come into class before 8 am to copy any notes from my notebook or another student's
- During Morning Work, you should check the Absent Bin for any paperwork you missed
 - You can ask another student for help or me if no one else can help you
- You have two days (after the day you return) to make up assignments
- I will pull you from Specials to complete tests or quizzes if necessary
- I will not chase you down to collect and complete work from when you are absent
 - Remember, I have around 50 students to keep track of and it is very hard to remember exactly what everyone is missing



Any Questions?

